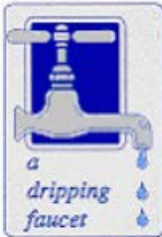







Are water leaks costing you money?

The following chart shows the amount of water that can be lost (and billed to your account) for various size leaks.

 <p>a dripping faucet</p>	A dripping leak consumes: 15 gal. per day 450 gal. per month	A 1/8 in. leak consumes: 3,806 gal. per day 114,200 gal. per month	 <p>1/8 inch opening</p>
 <p>1/32 inch opening</p>	A 1/32 in. leak consumes: 264 gal. per day	A 1/4 in. leak consumes: 15,226 gal. per day 456,800 gal. per month	 <p>1/4 inch opening</p>
 <p>1/16 inch opening</p>	A 1/16 in. leak consumes: 943 gal. per day 28,300 gal. per month	A 1/2 in. leak consumes: 60,900 gal. per day 1,827,000 gal. per month	 <p>1/2 inch opening</p>